VINOD TEXWORLD LIMITED

ANNUAL REPORT

Financial Year: 2025-26
Assessment Year: 2026-27

Rajiv Shah & Associates

Chartered Accountants

1111-1112, Shivalik-Shilp-2,
Opp. ITC Narmada Hotel,
Mansi Tower Road,
Vastrapur, Ahmedabad
E-mail –rajivshah1965@gmail.com

VINOD TEXWORLD LIMITED

(EARLIER KNOWN AS VINOD TEXWORLD PRIVATE LIMITED)

CIN : U17200GJ2012PLC071210

Balance Sheet as at 31st March 2026

(Amount in Lakhs)

	Particulars	Note No.	As on 31st March 2026	As on 31st March 2025
I.	EQUITY AND LIABILITIES			
1	Shareholders' funds			
	(a) Share capital	1	1,160.12	1,160.12
	(b) Reserves and surplus	2	3,111.08	2,038.95
	(c) Money received against share warrants			
			4,271.20	3,199.07
2	Share application money pending allotment			
3	Non-current liabilities			
	(a) Long-term borrowings	3	1,905.26	1,747.63
	(b) Deferred tax liabilities (Net)		69.39	15.45
	(c) Other Long term liabilities	4	15.00	15.00
	(d) Long-term provisions	5	30.36	35.36
			2,020.01	1,813.44
4	Current liabilities			
	(a) Short-term borrowings	6	5,143.21	4,880.13
	(b) Trade payables	7		
	(A) total outstanding dues of micro enterprises and small enterprises		5,576.71	888.79
	(B) total outstanding dues of Creditors other than micro enterprises and small enterprises		249.77	6,124.40
	(c) Other current liabilities	8	442.32	375.27
	(d) Short term provisions	9	446.81	436.26
			11,858.82	12,704.85
	TOTAL		18,150.04	17,717.36
II.	ASSETS			
1	Non-current assets			
	(a) Property, Plant & Equipment & Intangible Assets			
	(i) Tangible asset	10	2,661.19	2,396.20
	(ii) Intangible assets			
	(iii) Capital work-in-progress	10.1	-	5.77
	(iv) Intangible assets under development			
	(b) Non-current investments	11	4.03	3.55
	(c) Deferred tax assets (net)		-	-
	(d) Long-term loans and advances		-	-
	(e) Other non-current assets	12	13.65	15.42
			2,678.87	2,420.94
2	Current assets			
	(a) Current investments			
	(b) Inventories	13	6,583.39	6,032.76
	(c) Trade receivables	14	8,289.51	8,733.55
	(d) Cash and cash equivalents	15	42.42	21.04
	(e) Short-term loans and advances	16	550.73	509.07
	(f) Other current assets	17	5.11	-
			15,471.16	15,296.42
	TOTAL		18,150.04	17,717.36

See accompanying notes to the Financial Statements

As per our Report of even date
For RAJIV SHAH & ASSOCIATES
Chartered Accountants
F.R. No : 108454W

RAJIV SHAH & ASSOCIATES AHMEDABAD FRN NO. 108454W CHARTERED ACCOUNTANTS

Rajiv Shah (Partner)
Membership No. 043261
PLACE : AHMEDABAD
Date: 17-07-2026
UDIN : 26043261FSIRQQ6248

For and on behalf of the Board
FOR, VINOD TEXWORLD LIMITED

For, Vinod Texworld Limited For, Vinod Texworld Limited

Director
Harsh Mittal
(Director)
(DIN:2333392)

Director
Yash Mittal
(Director)
(DIN:02294797)

Aditi Mittal
Aditi Mittal
(Company Secretary)

Anjnal Tulsyan
(Chief Financial Officer)

VINOD TEXWORLD LIMITED

(EARLIER KNOWN AS VINOD TEXWORLD PRIVATE LIMITED)

CIN : U17200GJ2012PLC071210

Statement of Profit and loss statement for the year ended on 31st March, 2026

(Amount in Lakhs)

	Particulars	Note No.	For the year ended on 31st March 2026	For the year ended on 31st March 2025
I	Revenue from operations	18	34,263.64	33,536.99
II	Other income	19	58.79	20.28
III	**Total Income (I + II)**		34,322.42	33,557.27
IV	**Expenses:**			
	Cost of Raw Material Consumed	20	24,057.37	23,692.22
	Purchase of Stock-in-Trade	21	5,232.20	5,316.26
	Changes in Inventory	22	(562.48)	(580.25)
	Employee benefits expense	23	416.69	395.45
	Finance costs	24	567.98	521.79
	Depreciation and Amortisation Expense	10	347.71	387.58
	Other Expenses	25	2,833.75	2,690.14
	Total expenses		32,892.73	32,423.18
V	**Profit before exceptional and extraordinary items and tax (III-IV)**		1,429.69	1,134.09
VI	Exceptional items:			
	Term Loan Interest Subsidy of Prior Period		-	61.19
	Power Tariff Claim of Prior Period		-	52.54
VII	**Profit before extraordinary items and tax**		1,429.69	1,247.83
VIII	Extraordinary Items		-	-
IX	**Profit before tax**		1,429.69	1,247.83
X	**Tax expense:**			
	(1) Current tax		335.30	329.01
	(2) Excess/Short Provision of Tax of Earlier Years		(31.68)	0.01
	(3) Deferred Tax		53.95	(17.03)
			357.57	311.99
XI	**Profit (Loss) for the period from continuing operations**		1,072.13	935.84
XII	Profit/(loss) from discontinuing operations		-	-
XIII	Tax expense of discontinuing operations		-	-
XIV	**Profit/(loss) from Discontinuing operations (after tax) (XII-XIII)**		-	-
XV	**Profit (Loss) for the period (XI + XIV)**		1,072.13	935.84
XVI	**Earnings per equity share:**			
	(1) Basic (₹)		9.24	8.07
	(2) Diluted (₹)		9.24	8.07

See accompanying notes to the Financial Statements

As per our Report of even date
For RAJIV SHAH & ASSOCIATES
Chartered Accountants
F.R. No : 108454W

RAJIV SHAH & ASSOCIATES AHMEDABAD FRN NO. 108454W CHARTERED ACCOUNTANTS

Rajiv Shah (Partner)
Membership No. 043261
PLACE : AHMEDABAD
Date: 17-07-2026
UDIN : 26043261FSIRQQ6248

For and on behalf of the Board
FOR, VINOD TEXTWORLD LIMITED

For, Vinod Texworld Limited
Director
Harsh Mittal
(Director)
(DIN:2333392)

For, Vinod Texworld Limited
Director
Yash Mittal
(Director)
(DIN:02294797)

Aditi Mittal
(Company Secretary)

Anchal Tulsyan
(Chief Financial Officer)

VINOD TEXWORLD LIMITED

(EARLIER KNOWN AS VINOD TEXWORLD PRIVATE LIMITED)

CIN : U17200GJ2012PLC071210

CASH FLOW STATEMENT FOR THE FINANCIAL YEAR 2025-26

(Amount in Lakhs)

	Particulars		2025-26 Amount in Rs.	2024-25 Amount in Rs.
A	**Cash flow from operating activities :**			
	Profit/(Loss) before tax		1,429.69	1,247.83
	Adjustments for:			
	Depreciation		347.71	387.58
	CSR Expenses		16.00	8.21
	Loss & profit on sale of fixed asset			4.69
	Interest and finance expenses		567.98	521.79
	Rent Income		1.64	2.30
	Operating profit before working capital changes		2,363.03	2,172.39
	Movement in working capital:			
	Increase/(decrease) in trade Payable		(1,186.71)	(122.76)
	Increase/(decrease) in short-term provisions		10.55	182.86
	Increase/(decrease) in other current liabilities		67.06	(502.32)
	(Increase)/decrease in trade receivables		444.03	(1,088.87)
	(Increase)/decrease in inventories		(550.63)	(1,476.40)
	(Increase)/decrease in long-term loans and advances			-
	(Increase)/decrease in short-term loans and advances		(41.66)	(24.90)
	(Increase)/decrease in other current assets		(5.11)	-
	(Increase)/decrease in other non current assets		1.77	2.72
	(Increase)/decrease in Long Term Provisions		(5.00)	9.32
	Cash generated from/(used in) operations		1,097.32	(847.96)
	Less:Direct taxes paid		*303.62*	*329.01*
	Less:CSR Paid		*16.00*	*8.21*
	Net cash flow from/(used in) operating activities	(A)	777.70	(1,185.19)
B	**Cash flow from investing activities :**			
	Purchase of fixed assets (including intangible,CWIP & Advances)		(612.11)	(215.08)
	Proceeds from sale of fixed assets		3.54	3.02
	Purchase of Investment		(0.48)	(0.72)
	Net cash flow from/(used in) investing activities	(B)	(609.05)	(212.79)
C	**Cash flow from financing activities :**			
	Proceeds from long-term borrowings		157.63	(199.32)
	Proceeds from short-term borrowings		263.08	2,126.17
	Interest paid		(567.98)	(521.79)
	Net cash flow from/(used in) financing activities	(C)	(147.27)	1,405.07
	Net increase/(decrease) in cash & cash equivalents (A)+(B)+(C)		21.38	7.10
	Cash and cash equivalents at the beginning of the year		21.04	13.94
	Cash and cash equivalents at the end of the year		42.42	21.04
	component of cash and cash equivalents(Refer Note no.15)			
	Cash in hand		8.37	5.16
	FD Against Bank Gurantee		34.05	15.88
	Cash and cash equivalents at the end of the year		42.42	21.04

Summary of significant accounting policies (note 2)

RAJIV SHAH & ASSOCIATES
CHARTERED ACCOUNTANT
F.R. No : 108454W

(Rajiv Shah)(PARTNER)
M.NO.: 043261
PLACE: AHMEDABAD
Date: 17-07-2026
UDIN : 26043261FSIRQQ6248

RAJIV SHAH & ASSOCIATES AHMEDABAD FRN NO. 108454W CHARTERED ACCOUNTANTS

For and on behalf of the Board
FOR, VINOD TEXWORLD LIMITED

For, Vinod Texworld Limited
Harsh Mittal
(Director)
(DIN:2333392)

For, Vinod Texworld Limited
Yash Mittal
(Director)
(DIN:02294797)

Director

Aditi Mittal
(Company Secretary)

Anchal Tulsyan
(Chief Financial Officer)

BALANCE SHEET NOTES

NOTE: 1:-Share Capital

Particulars	As at 31st march ,2026		As at 31st march ,2025	
	Number of shares	Amount (Rs.)	Number of shares	Amount (Rs.)
Authorised				
1,70,00,000 Equity Shares of Rs. 10 each	1,70,00,000	1,700.00	1,20,00,000.00	1,200.00
	1,70,00,000.00	**1,700.00**	**1,20,00,000.00**	**1,200.00**
Issued, Subscribed & Paid up				
1,16,01,200, Equity Sh. of Rs. 10 each fully paid-up	1,16,01,200	1,160.12	1,16,01,200	1,160.12
Total	**1,16,01,200.00**	**1,160.12**	**1,16,01,200**	**1,160.12**

i) RECONCILLIATION OF NUMBER OF SHARES OUTSTANDING

Particulars	As at 31st march ,2026		As at 31st march ,2025	
	Number of Shares	Amount (Rs.)	Number of Shares	Amount (Rs.)
Shares outstanding at the beginning of the year	1,16,01,200.00	1,160.12	1,16,01,200	1,160.12
Shares Issued during the year	-	-	-	-
Shares bought back during the year	-	-	-	-
Shares outstanding at the end of the year	**1,16,01,200.00**	**1,160.12**	**1,16,01,200**	**1,160.12**

ii) Rights, preferences and restrictions attached to Equity shares :

i . The company has only one class of equity share having a par value of Rs.10 per share . Each holder of equity shares are entitled to one vote per share.

ii. In the event of liquidation of the company , the holder of equity shares will be entitled to receive remaining assets of the company after distribution of all preferential amounts .The distribution will be in proportionto the number of equity shares held by the shareholders.

Details of shares held by each shareholder holding more than 5% shares:

Name of Shareholder	As at 31st March 2026		As at 31st March 2025	
	No. of Shares held	(% of Holding)	No. of Shares held	(% of Holding)
YASH MITTAL	43.92	37.86%	43.92	37.86%
HARSH MITTAL	42.13	36.32%	42.13	36.32%
RADHA MITTAL	9.00	7.76%	9.00	7.76%
VINOD MITTAL	5.80	5.00%	5.80	5.00%

NOTE 1A. SHARES HELD BY PROMOTORS

For the year ended 31st March, 2026

Sr No.	Promotor's Name	No of shares	% of total shares	% Change during the year
1	Yash V Mittal	43.92	37.86%	-
2	Harsh V Mittal	42.13	36.32%	-

For the year ended 31st March, 2025

Sr No.	Promotor's Name	No of shares	% of total shares	% Change during the year
1	Yash V Mittal	43.92	37.86%	-
2	Harsh V Mittal	42.13	36.32%	-



NOTE: 2:- Reserves & Surplus

Particulars	As at 31st March 2026	As at 31st March 2025
(a) Security premium		
Opening balance	239.88	239.88
Add : During the year	-	-
	239.88	239.88
(b) Surplus in Statement of Profit and Loss		
Opening balance	1,799.07	863.22
(+) Net Profit for the current year as per P&L A/C	1,072.13	935.84
Closing Balance	2,871.19	1,799.07
Total	3,111.08	2,038.95

NOTE: 3:- Long Term Borrowings

Particulars	As at 31st March 2026	As at 31st March 2025
Secured Loan From banks		
SBI Term Loan (6511)	178.41	255.79
SBI Term Loan (Solar Plant)	4.03	10.08
SBI Term Loan (Ground Mounted Solar)	432.17	-
SBI Term Loan (Add. GECL 6141)	33.27	90.30
SBI Term Loan (5895)	513.48	614.83
SBI Term Loan (7963)	221.64	282.23
HDFC Loan -BMW	5.68	13.53
Total Secured loan	1,388.67	1,266.77
Less : Current Maturity of Long Term Debt	*(351.63)*	*(307.50)*
Total of Secured Loan	1,037.04	959.27
Unsecured Loan		
From Directors	4.48	18.20
From Body Corporate	605.05	729.88
From Shareholder	258.69	40.29
Total	868.22	788.36
Total	1,905.26	1,747.63

Term Loan

Lender	Terms for Repayment & ROI
SBI Term Loan (6511) (Note 3.1.i.a)	Monthly Repayment at 86 monthly installment Rs. 6,39,000/- ROI @ 8.60% p.a. (EBLR+1.65)
SBI Term Loan (Solar Plant) (Note 3.1.i.b)	Monthly Repayment at 66 monthly installment Rs. 50,000/- ROI @ 8.60% p.a. (EBLR+1.65)
SBI Term Loan (8352) Ground Mounted Solar (Note 3.1.i.c)	Monthly Repayment Rs. 6,00,000/- at ROI @ 8.60%.p.a. (EBLR+1.65)
SBI Term Loan Add. GECL 6141 (Note 3.1.i.d)	Monthly Repayment Rs. 4,58,334/- & Rs. 13,095/-at ROI @ 8.65%.p.a. EBLR+0.75 (EBLR=7.90)
SBI Term Loan (5895) (Note 3.1.i.e)	Monthly Repayment Rs. 8,35,589/- at ROI @ 8.60% p.a (EBLR+1.65)
SBI Term Loan (7963) (Note 3.1.i.f)	Monthly Repayment of Rs. 500000 , Mature at 2029-30 at ROI @ 8.60% p.a. (EBLR+1.65)

3.1 -: Security for SBI Term Loan

i. Primary Securities :

Loan	Primary Securities
SBI Term Loan (6511) (Note 3.1.i.a)	Hypothecation of entire plant & machinary purchased out of bank finance
SBI Term Loan (Solar Plant) (Note 3.1.i.b)	Hypothecation of entire plant & machinary pertaining to the solar Rooftop project purchased out of bank finanace
SBI Term Loan (8352) Ground Mounted Solar (Note 3.1.i.c)	Hypothecation of entire plant & machinary purchased out of bank finance
SBI Term Loan	Hypothecation of entire plant & machinary purchased out of bank finance

ii. Collatral Securities: Chrge over Unit no.A-40 & A-41 Sumel Bussiness Park, laying at village Shaher kotda, Maninagar, Ahmedabad,Flat no. L-103 on 1st floor of Tower-L 728 sq Ft carpet area in the scheme known as "Aakanksha" .along with undivided share in land lying at Mouje jagatpur , Ghatlodia , Ahmedabad, Plot no . 220 , Survey no. 319,320 , Plot No. 221 survey no. 319,320 in the scheme known as "Shilpgram-9" ,lying at Karannagar, Mehsana,Factory land & building situated at survey no. 185/2 laying at Mouje- Saijpur- Gopalpur , Vatwa , Ahmedabad and personal guarantee of Directors & M/S Anil Exports(india).

iii. Further gurantee given by M/s Anil Exports (India)

iv. Further personal gurantee given by Directors of Company

3.2 -: Security for Vehicle Loan

Loan	Primary Securities	Terms of Repayment
HDFC Loan -BMW	Vehicle loans are secured agsint hypothication of vehicles.	Monthly repayment @ ROI 0.661% p.m

RAJIV SHAH & ASSOCIATES AHMEDABAD FRN NO. 106154W CHARTERED ACCOUNTANTS

NOTE: 4:-Other Long term liabilities

Particulars	As at 31st March 2026	As at 31st March 2025
Deposits	15.00	15.00
TOTAL	15.00	15.00

NOTE: 5:-Long Term Provisions

Particulars	As at 31st March 2026	As at 31st March 2025
Provision for Gratuity	30.36	35.36
TOTAL	30.36	35.36

NOTE 6:- Short-Term Borrowings

Particulars	As at 31st March 2026	As at 31st March 2025
Secured		
(a) Loans From Banks		
Cash Credit	3,858.40	4,323.40
(b) Current Maturity to Long Term Borrowings	**351.63**	**307.50**
Unsecured		
Payment Due Against Reverse Factoring Services		
-With Bank	933.18	249.23
TOTAL	5,143.21	4,880.13

i. Primary Security: Hypothecation of company's entire current assets including stocks of raw materials, srocks in process, finished goods , stores and spares , book - debts and other current assets.

ii. Collateral Security: Chrge over Unit no.A-40 & A-41 Sumel Bussiness Park, laying at village Shaher kotda, Maninagar, Ahmedabad,Flat no. L-103 on 1st floor of Tower-L 728 sq . Ft carpet area in the scheme known as "Aakanksha" along with undivided share in land lying at Mouje jagatpur , Ghatlodia , Ahmedabad, Plot no . 220, 221 Survey no. 319,320 in the scheme known as "Shilpgram-9" lying at Karannagar, Mehsana,factory land & building situated at survey no. 185/2 laying at Mouje- Saijpur- Gopalpur , Vatwa , Ahmedabad and personal guarantee of Directors & M/S Anil Exports(india).

iii. Rate of interest on Working capital is 8.60% p.a.



NOTE: 7:- Trade Payable

Particulars	As at 31st March 2026	As at 31st March 2025
Creditor for Raw Material	5,826.49	7,013.20
TOTAL	**5,826.49**	**7,013.20**

NOTE: 7 (a) :- Ageing of Trade Payables

Particulars (Outstanding from due date of payment/from date of transaction)	As at 31st March 2026	As at 31st March 2025
(i) Micro, Small and Medium Enterprise (MSME)		
Less than 1 year	5,576.71	888.79
1-2 year		
2-3 year		
More than 3 year		
Total	**5,576.71**	**888.79**
(ii) Other than MSME		
Less than 1 year	249.77	6,124.40
1-2 year		
2-3 year		
More than 3 year		
Total	**249.77**	**6,124.40**
(iii) Disputed dues -MSME		
Less than 1 year	-	-
1-2 year	-	-
2-3 year	-	-
More than 3 year	-	-
Total	-	-
(iv) Disputed dues -Other than MSME		
Less than 1 year	-	-
1-2 year	-	-
2-3 year	-	-
More than 3 year	-	-
Total	-	-
(v) Accruals		
Less than 1 year	-	-
1-2 year	-	-
2-3 year	-	-
More than 3 year	-	-
Total	-	-
Total	**5,826.49**	**7,013.20**

NOTE: 8:- Other current liabilities

Particulars	As at 31st March 2026	As at 31st March 2025
(i) Creditors for salary	37.74	30.17
(ii) Creditors for Capital Goods	1.12	8.68
(iii) Creditor for Expenses	363.99	280.75
(iv) Creditors for Fire Woods	9.61	39.29
(v) Statutory Liabilities		
TDS/TCS Payable	8.30	12.18
(Vii) Advance from Debtors	21.56	4.20
Total	442.32	375.27

NOTE: 9:- Short Term Provisions

Particulars	As at 31st March 2026	As at 31st March 2025
Provision for Employee Benefits	3.56	3.47
Provision for Exps	107.38	101.65
Provision for Income Tax	335.30	329.01
Provision for Gratuity	0.57	2.14
Total	446.81	436.26

RAJIV SHAH & ASSOCIATES AHMEDABAD FRN NO. 105546W CHARTERED ACCOUNTANTS

NOTE : 10 :-Property , Plant & Equipment

Fixed Assets	Gross Block				Accumulated Depreciation					Net Block	
	Balance as at 1 April 2025	Additions	Deduction/Transfer	Balance as at 31 March 2026	Balance as at 1 April 2025	Depreciation charge for the year	Adjsuted during the year	On disposals	Balance as at 31 March 2026	Balance as at 31st March 2026	Balance as at 31st March 2025
PLANTS & MACHINERIES											
MACHINERIES	1,718.78	62.78		1,781.56	965.85	136.91			1,102.77	678.80	752.93
Caustic Recovery Plant	127.83			127.83	62.06	11.92			73.98	53.86	65.77
Electric Motors	2.47			2.47	1.34	0.16			1.50	0.97	1.13
ELECTRIC MOTOR OPERATED CONTROL VALVE	0.32			0.32	0.26	0.01			0.27	0.05	0.06
Trolly	45.91			45.91	38.55	2.92	-	-	41.47	4.43	7.35
Line Charges	56.02			56.02	31.26	2.68			33.94	22.07	24.76
Stiching Machine	1.08			1.08	0.69	0.13			0.82	0.26	0.40
Lift	17.74			17.74	14.11	0.94			15.05	2.69	3.63
Inspection-Batching and Plaiting Machine	29.33			29.33	9.03	3.60			12.63	16.70	20.30
Peach Finishing Lizza Machine	38.87			38.87	23.56	2.97			26.53	12.34	15.31
Pneumatic Big Batching Machine	2.51			2.51	1.49	0.14			1.63	0.88	1.02
Pneumatic Cloth Guider	3.34			3.34	2.00	0.19			2.19	1.15	1.33
Single Folding Machine	1.71			1.71	1.03	0.09			1.13	0.58	0.68
Drying Range Machine	17.79		6.27	11.53	11.01	0.52			11.53	-	6.79
BOILER	284.22	34.15		318.37	2.41	53.51			55.93	262.45	281.81
Submersible Pump	6.17			6.17	4.68	0.21			4.89	1.28	1.49
Tank Lorry	8.81			8.81	7.79	0.18			7.98	0.84	1.02
Compressure	7.45	1.50		8.95	1.63	1.13			2.76	6.19	5.82
Jigger Phase-IV	152.18	0.38		152.55	19.98	23.96			43.95	108.60	132.19
Pipeline & Accessories Phase -IV	39.57			39.57	6.20	6.04			12.24	27.32	33.36
Drying Range Machine Phase-IV	50.64			50.64	8.58	7.61			16.19	34.45	42.06
Electrification Installation Phase-IV	16.34			16.34	3.76	3.26			7.02	9.32	12.58
VEHICLES											
Atul Shakti (Tempo)	3.68	5.39	2.35	6.71	2.98	0.64	1.86		1.76	4.95	0.70
Bolero Vehicle Purchase	4.36			4.36	4.10	0.04			4.14	0.22	0.27
Motor Car	64.19		9.58	54.61	55.13	2.69	8.55		49.28	5.33	9.06
New Bolero	9.44			9.44	7.48	0.61			8.10	1.35	1.96
Kia Seltos	18.64			18.64	14.52	1.29			15.81	2.83	4.12
BMW X1	40.25			40.25	23.82	5.13			28.95	11.30	16.43
BUILDING											
Building	398.51	16.32		414.83	148.54	23.92			172.46	242.37	249.97
BORE WELL	37.69	0.90	-	38.59	27.16	3.19			30.35	8.24	10.53
Drainage Connection	7.00			7.00	4.65	0.22			4.88	2.12	2.35
RCC Road	15.57			15.57	10.21	0.51			10.72	4.85	5.35
Factory Building Washroom	9.82			9.82	2.82	0.66			3.48	6.33	7.00
Factory Godown	29.86	0.72	-	30.58	10.62	1.87			12.49	18.09	19.25
Office building new	64.29			64.29	30.19	3.24			33.43	30.86	34.10
New Borewell Phase -3	3.16			3.16	2.09	0.48			2.57	0.58	1.06
Water Tank	5.36			5.36	4.60	0.34			4.94	0.42	0.76
OFFICE EQUIPMENTS											
Camera system	7.98	0.36		8.34	7.40	0.21			7.61	0.73	0.58
Air Conditioner	15.39	1.36		16.75	12.06	1.70			13.77	2.98	3.33
Fire Extinguisher	1.05			1.05	1.00	-			1.00	0.05	0.05
Lab.Instruments	1.92			1.92	1.69	0.04			1.73	0.19	0.23
PLASTIC CONTAINER	2.71			2.71	1.61	0.15			1.76	0.95	1.10
Metalite	0.05			0.05	0.05	-			0.05	0.00	0.00
R.O. water plant	8.39			8.39	6.80	0.22			7.02	1.37	1.59
WATER COOLER	3.48			3.48	2.52	0.27			2.79	0.69	0.96
Weighing Scales	0.58			0.58	0.44	0.03			0.47	0.11	0.14
Ceiling Fan	0.25			0.25	0.24	-			0.24	0.01	0.01
Telephone	7.72	2.98		10.70	6.32	1.11			7.44	3.27	1.40
Printer Machine	3.83			3.83	3.51	0.07			3.58	0.25	0.32
LED TV	3.42			3.42	2.36	0.47			2.83	0.59	1.06
Refridgerator	0.39			0.39	0.17	0.06			0.23	0.16	0.21
Computer System & Software	8.37	0.46		8.83	7.52	0.29			7.80	1.02	0.85
External Hard Disk-250	0.02			0.02	0.02	-			0.02	0	0
misc. office Equipment	13.85			13.85	8.60	2.37			10.97	2.88	5.25
Face system	0.11	0.17		0.28	0.06	0.05			0.10	0.17	0.05
Mobile	0.10			0.10	0.01	0.03			0.05	0.05	0.08
Electrification Installation	163.63			163.63	121.71	9.93			131.64	31.99	41.93
Furniture & Fixture	42.13	0.19	-	42.32	25.43	4.33			29.76	12.56	16.71
Effuent Treatment Plant	265.29			265.29	61.49	19.36			80.85	184.44	203.80
Ground Mount Solar Plant	-	492.85		492.85	-	3.08			3.08	489.77	-
Factory land	341.88			341.88	-	-			-	341.88	341.88
	4,233.40	620.50	18.21	4,835.69	1,837.20	347.71	10.41	-	2,174.50	2,661.19	2,396.20

RAJIV SHAH & ASSOCIATES AHMEDABAD FRN NO. 108454W CHARTERED ACCOUNTANTS

NOTE: 11:- Non current Investment

Particulars	As at 31st March 2026	As at 31st March 2025
Silver	4.03	3.55
Total	4.03	3.55

NOTE: 12:- Other Non Current Assets

Particulars	As at 31st March 2026	As at 31st March 2025
Deposit With Government Authority	3.80	2.90
Other Deposit	6.85	2.55
Advance paid for Capital Goods	3.00	9.97
Total	13.65	15.42

NOTE: 13:- Inventories

Particulars	As at 31st March 2026	As at 31st March 2025
Raw mateial	1,954.23	1,977.55
WIP	2,414.59	2,365.23
Finished Goods	2,200.73	1,664.28
Packing Material	7.99	6.62
Coal Stock	2.81	9.67
Stores and spares	3.04	9.40
Total	6,583.39	6,032.76

NOTE: 14:- Trade Receivable

Particulars	As at 31st March 2026	As at 31st March 2025
Trade Receivable outsanding during the year		
Secured, considered good	8,289.51	8,733.55
Total	8,289.51	8,733.55

NOTE: 14.1:- Trade Receivable

Particular (outstanding from due date of payment/from date of transaction)	As at 31st March 2026	As at 31st March 2025
(i) Undisputed Trade Receivable-considered good		
Less than 6 months	7,753.31	8,613.83
6 months- 1 year	246.25	91.06
1-2 years	267.44	24.32
2-3 years	22.51	4.33
More than 3 years		
Total (i)	8,289.51	8,733.55
(ii) Undisputed Trade Receivable-which have significant increase in credit risk		
Less than 6 months	-	-
6 months- 1 year	-	-
1-2 years	-	-
2-3 years	-	-
More than 3 years	-	-
Total (ii)	-	-
(iii) Disputed Trade Receivable-considered good		
Less than 6 months	-	-
6 months- 1 year	-	-
1-2 years	-	-
2-3 years	-	-
More than 3 years	-	-
Total (iii)	-	-
(iv) Disputed Trade Receivable-which have significant increase in credit risk		
Less than 6 months	-	-
6 months- 1 year	-	-
1-2 years	-	-
2-3 years	-	-
More than 3 years	-	-
Total (iv)	-	-
(v) Unbilled dues		
Less than 6 months	-	-
6 months- 1 year	-	-
1-2 years	-	-
2-3 years	-	-
More than 3 years	-	-
Total (v)	-	-
Total	8,289.51	8,733.55

RAJIV SHAH & ASSOCIATES AHMEDABAD FRN NO. 106154W CHARTERED ACCOUNTANTS

NOTE: 15:- Cash and cash equivalents

Particulars	As at 31st March 2026	As at 31st March 2025
Cash on hand	8.37	5.16
Bank & FD Against Bank Gurantee	34.05	15.88
Total	42.42	21.04

NOTE: 16:- Short-term loans and advances

Particulars	As at 31st March 2026	As at 31st March 2025
TDS/TCS Receivable and Advance Tax	275.13	304.70
GST Receivable	187.00	127.54
Others	4.52	4.70
Advance paid for expense	5.86	-
Subsidy receivable	29.89	42.86
Preliminary Expense	15.93	8.43
Prepaid Exps	32.39	20.82
Total	550.73	509.07

NOTE: 17:- Other Current Assets

Particulars	As at 31st March 2026	As at 31st March 2025
Cash Seized with Income Tax Department (Refer to Note 33)	5.11	-
Total	5.11	-

RAJIV SHAH & ASSOCIATES AHMEDABAD FRN NO. 106454W CHARTERED ACCOUNTANTS

PROFIT & LOSS ACCOUNT NOTES

NOTE: 18:- Revenue From Operation

Particulars	For the year ended on 31st March 2026	For the year ended on 31st March 2025
Finished Fabric Sales		
Domestic Sales	28,692.26	27,861
Trading Sales	5,233	5,317
Export Sales	335	331.28
Sub Total (A)	34,259.78	33,509.44
Sale of Products Comprises		
(Information in respect of items constituting more than 10% of the value)		
Cotton Dyed Fabrics	22,358.35	17,982.58
Cotton Print Fabrics	6,270.33	9,047.55
Job Work Sales	2.33	23.41
Wash Liquor Sales	0.43	4.14
Colour & Chemial Sales	1.09	-
Sub Total (B)	3.85	27.55
Total (A+B)	34,263.64	33,536.99

NOTE: 19:- Other Income

Particulars	For the year ended on 31st March 2026	For the year ended on 31st March 2025
Interest Income	39.03	11.06
Profit on Sale of Machinery	3.54	3.02
Interest on Income tax Refund	0.70	-
Rent	1.64	2.30
Kasar/ Vatav	0.82	3.90
Reversal of Gratuity provision	6.57	-
Balance Written off	6.48	-
Total	**58.79**	**20.28**

NOTE: 20:- Cost of Raw Material consumed

Particulars	For the year ended on 31st March 2026	For the year ended on 31st March 2025
Raw Material		
Opening Stock of Raw Material	1,977.55	1,286.07
Add: Purchase of Raw Material	24,057.23	24,436.79
Less:Purchase Return	*23.17*	*53.09*
Less: Closing Stock of Raw Material	*1,954.23*	*1,977.55*
	24,057.37	23,692.22
Total	24,057.37	23,692.22

NOTE: 21:- Purchase of Stock-in-Trade

Particulars	For the year ended on 31st March 2026	For the year ended on 31st March 2025
Trading Purchase	5,232.20	5,316.26
Total	5,232.20	5,316.26

NOTE: 22 Changes in Inventories

Particulars	For the year ended on 31st March 2026	For the year ended on 31st March 2025
Opening Stock of WIP	2,365.23	1,799.44
Less: Closing Stock of WIP	2,414.59	2,365.23
Opening Stock of Finished Goods	1,664.28	1,465.87
Add: Purchase of Finished Goods	23.33	183.95
Less: Closing Stock of Finished Goods	2,200.73	1,664.28
Total	(562.48)	(580.25)

RAJIV SHAH & ASSOCIATES AHMEDABAD FRN NO. 108154W CHARTERED ACCOUNTANTS

NOTE: 23:- Employee Benefit Expenses

Particulars	For the year ended on 31st March 2026	For the year ended on 31st March 2025
Director Remuneration	37.20	24.00
Sitting Fees Payable	0.33	-
Professiona tax on Director	0.03	0.03
E.S.I. Contribution(Employer)	1.59	1.75
Providend Fund (Employer)	1.84	1.67
Salary, Wages & Allowances	360.96	331.45
Bonus	5.61	16.20
Staff Welfare Expenses	9.13	10.37
Gratuity expenses	-	9.97
Total	416.69	395.45

NOTE: 24:- Finance Cost

Particulars	For the year ended on 31st March 2026	For the year ended on 31st March 2025
Interest Expenses		
i.C.C. Account	376.24	307.87
ii. Term Loan	101.20	120.63
Less: Interest Subsidy	*(60.70)*	*(17.64)*
iii. Vehicle loan	0.92	1.66
iii. Unsecured Loan	16.59	38.94
iv. Interest on Late Payment	33.28	31.08
v. Interest on late payment of statutory dues	8.12	0.02
Vi. Interest on Reverse Factoring Services	64.96	5.84
Bank Charges & Commission	27.38	33.39
TotaL	567.98	521.79

NOTE: 25:- Other Expenses

Particulars	For the year ended on 31st March 2026	For the year ended on 31st March 2025
Manufacturing Expense		
Power an Fuel		
Opening Stock of Cole	9.67	2.01
Add: Purchase of Coal	932.29	958.69
Less: Closing Stock of Coal	*2.81*	*9.67*
Consumption of Power and fuel	939.16	951.03
Freight, Cartage, Loading & Unloading Exp.	91.23	97.16
Drawing & Design Expenses	14.36	12.64
Factory Exps	18.73	23.91
Folding,Checking & Packing Exp.	204.23	185.58
Laboratory Charges & Testing Expense	1.27	1.07
Jobwork & Processing Fees Expense	526.64	490.81
Pollution Control Exp.	81.02	73.45
Power & Electricity	374.70	313.43
Repairs & Main. to Plant & Machinery & Others	86.54	79.01
Consumption of Stores & Spares	90.82	97.98
House Keeping Expenses	0.25	0.50
Sub Total ------(A)	2,428.96	2,326.57
ADMINISTRATION EXPENSES		
Admin Charges	1.31	1.24
Audit Fees	1.00	2.09
Conveyance Exp.	9.44	8.43
Courior expense	15.04	12.70
Donation Expense	0.20	0.10
GST Expense	3.43	0.27
Insurance Exps	9.53	15.49
Legal Fees and Professional fees	11.28	10.96
Loss on Sale of Machinery	2.77	7.71
Membership Fee & Subscription	1.24	1.64
Pooja Expense	5.63	3.87
Preliminary ExpsWritten off	-	1.50
Printing & Stationary & Postage Expense	11.99	12.72
Rent, Rates & Taxes	15.20	15.90
Repairs & Maintenance	26.58	27.34
Security Charges	16.97	15.77
Telephone & Telecommunication Exp.	1.32	0.64
Prior Period Expense	-	0.75
CSR expenses	16.00	8.21
Misc.Office Expense	3.51	5.17
Sub Total ------(B)	152.45	152.50
SELLING & DISTRIBUTION EXPENSE		
Brokerage and Commission	222.92	188.92
Freight Outward	0.47	0.04
Travelling expense	7.56	5.69
Sales Promotion Expense	20.88	16.42
Sub Total ------(C)	251.84	211.07
TOTAL-----(A+B+C)	2,833.25	2,690.14

RAJIV SHAH & ASSOCIATES AHMEDABAD FRN NO. 108454W CHARTERED ACCOUNTANTS

Note : 26 Ratios

Ratios	Numerator	Denominator	Current Reporting Period	Previous Reporting Period	% of Change	Reasons for variance more than 25%
Current Ratio	15,471.16	11,858.82	1.30	1.20	8.36%	
Debt Equity Ratio	7,048.47	4,271.20	1.65	2.07	-20.35%	
Return on Equity Ratio	1,072.13	3,735.13	28.70%	34.27%	-16.23%	-
Inventory Turnover Ratio	23,494.89	6,308.08	3.72	4.37	-14.68%	-
Trade Receivables turnover ratio	34,263.64	8,511.53	4.03	4.10	-1.70%	-
Trade payables turnover ratio	25,080.50	5,531.05	4.53	4.53	0.09%	-
Net capital turnover ratio	34,263.64	3,101.95	11.05	15.71	-29.68%	Net capital turnover ratio decreased by 29.45% mainly because net working capital increased at a higher rate than revenue.
Net Profit ratio	1,072.13	34,263.64	3.13%	2.79%	12.13%	
Return on Capital employed	1,952.03	11,389.06	0.17	0.18	-3.62%	-

NOTE : 27 Statement of assets against borrowings

Quarter	Name Of Bank form which loan has taken	Particulars of Securities Provided		Amount as reported in the quarterly stock statement submitted to bank (B)	Amount in Books	Amount of Difference (A-B)	Difference in %	Reason of difference above 5%
Q-1	State Bank of India	Hypothecation of Stock & Book Debts	Stock	6,019.46	6,019.46	-	0.00%	-
			Book debts	8,509.52	8,510.25	(0.74)	0.01%	-
Q-2			Stock	6,130.31	6,130.31	-	0.00%	-
			Book debts	9,494.08	9,491.88	2.20	-0.02%	-
Q-3			Stock	6,263.04	6,263.04	-	0.00%	-
			Book debts	8,784.74	8,788.61	(3.87)	0.04%	-
Q-4			Stock	6,569.56	6,569.56	0.00	0.00%	-
			Book debts	8,277.40	8,267.96	9.44	-0.11%	-

Stock sumbitted at bank does not include Coal, stores and spares and packing materials so for calulation for book data also not included.



Note 28: Related Party Transaction

(i)List of Related party

Names of the related parties with whom transactions were carried out during the years and description of relationship:	Relationship
a)Key Managerial persons	
Yash Vinod Mittal	Director/Promoter
Harsh Vinod Mittal	Director/Promoter
Mrs. Shweta Mittal	Additional Director/Promoter
Anchal Tulsyan	Chief Financial Officer appointed on 25-10-2024
Foram Deep Parikh	Company Secretary upto 30-01-2026
Aditi Mittal	Company Secretary appointed on 31-01-2026
Nikita Sinha	Independent Director appointed on 10-09-2025
Saket Jagdishchandra Agarwal	Independent Director appointed on 25-10-2024
b) Relatives of Key Managerial Personnel and with whom transactions have taken place during the year:	
Mrs. Radha Mittal	Relative of Key Management personnel
Poonam Mittal	Relative of Key Management personnel
Vinod Mittal	Relative of Key Management personnel
C) Enterprise over which Key Management Personnel or their relatives are able to exercise significant influence & transactions have taken place during the year:	
Siddh Industries	HUF Firm of Director
Yaana Industries	HUF Firm of Director
Anil Export	Enterprises owned or Significantly influenced by Key Managerial Personnel
Vinod Texpin LLP	Enterprises owned or Significantly influenced by Key Managerial Personnel
Vinod Cotfab Pvt Ltd	Enterprises owned or Significantly influenced by Key Managerial Personnel
Vinod Denim Limited	Enterprises owned or Significantly influenced by Key Managerial Personnel

(ii)Transaction During the year with related party

1. Transactions with key management personnel/Director

Sr. No	Nature of Transactions	For the Period Ended 31-03-2026	For the Period Ended 31-03-2025
		Rs.	Rs.
A	Transaction During the Year		
(i)	**Director Remuneration**		
	Yash V Mittal	12.00	12.00
	Harsh V Mittal	12.00	12.00
	Shweta Y Mittal	13.20	5.50
(ii)	**Interest on Unsecured Loan**		
	Harsh V Mittal	0.38	2.36
	Yash V Mittal	2.88	8.19
	Shweta Y Mittal	0.37	2.64
(iii)	**Unsecured Loan Availed**		
	Harsh V Mittal	75.00	395.26
	Yash V Mittal	221.18	345.71
	Shweta Y Mittal	17.26	80.94
(iv)	**Unsecured Loan Repaid**		
	Harsh V Mittal	84.77	405.68
	Yash V Mittal	228.06	358.63
	Shweta Y Mittal	24.17	69.13
(v)	**Salary to KMP**		
	Anchal Tulsyan	7.71	3.30
	Nikita Sinha	0.33	-
	Foram Deep Parikh	2.15	2.58
B	Closing Balance		
	Unsecured Loan		
	Harsh V Mittal	1.42	10.85
	Yash V Mittal	3.06	7.35
	Shweta Y Mittal	7.83	14.41
	Director Remuneration Payable		
	Harsh V Mittal	5.52	0.69
	Yash V Mittal	2.02	0.88
	Shweta Y Mittal	1.27	1.48
2.	Relatives of Key Managerial Personnel and with whom transactions have taken place during the year:		
(i)	**Interest on Usecured Loan**		
	Poonam H Mittal	0.62	1.63
	Radha V Mittal	0.29	0.90
	Vinod M Mittal	0.44	0.27
(ii)	**Unsecured Loan Availed**		
	Poonam H Mittal	-	19.89
	Radha V Mittal	21.30	20.67
	Vinod M Mittal	27.50	-
(iii)	**Unsecured Loan Repaid**		
	Poonam H Mittal	10.52	13.46
	Radha V Mittal	22.55	15.50
	Vinod M Mittal	23.98	0.83
	Closing Balance		
	Usecured Loan		
	Poonam H Mittal	6.71	16.67
	Radha V Mittal	5.40	6.39
	Vinod M Mittal	6.76	2.83

RAJIV SHAH & ASSOCIATES AHMEDABAD FRN NO. 108154W CHARTERED ACCOUNTANTS

3. Enterprise over which Key Management Personnel or their relatives are able to exercise significant influence & transactions have taken place during the year:

(i)	**Purchases**		
	Vinod Cotfab Pvt Ltd	13,065.19	12,830.59
	Anil Exports(India)	-	4.81
(ii)	**Sales**		
	Vinod Denim Ltd	5,179.15	5,469.71
	Vinod Fabrics Pvt Ltd	1.09	6.71
(iii)	**Rent Received**		
	Anil Exports(India)	0.02	0.68
	Vinod Cotfab Pvt Ltd	1.02	1.02
	Vinod Texspin LLP	0.60	0.60
(iv)	**Jobwork charges**		
	Vinod Fabrics Pvt Ltd	-	0.33
(v)	**Unsecured Loan Availed**		
	Anil Exports(India)	-	5.57
	Siddh Industries	116.00	-
	Yaana Industries	116.00	-
(vi)	**Unsecured Loan Repaid**		
	Anil Exports(India)	-	5.57
	Closing Balance		
	Trade Payables		
	Vinod Cotfab Pvt Ltd	3,146.52	3,962.83
	Trade Receivables		
	Vinod Denim Ltd	355.42	494.59

Note 29: Corporate Social Responsibility

(a) CSR amount required to be spent as per section 135 of the companies Act, 2013 read with Schedule VII thereof by the company during the year is Rs. 15,98,000.

(b) Expenditure spent towards Corporate Social Responsibilty is Rs. 16,00,000 which is appropriated towards The Gaushala Renovation and Construction of the Cow's Shelter House and food and related activities of Gau seva By jay shree maa meladi seva charitable trust.

(c) Out of note (b) above, the whole amount is donated to Kalavati Mangalchand Mittal Charitable Trust-Ahmedabad

Note 30

As per As -1 "Disclosure of Accounting Policies", any change in an accounting policy which has a material effect should be disclosed.If a change is made in the accounting policies which has no material effect on the financial statements for the current period but which is reasonably expected to have a material effect in later periods, the fact of such change should be appropriately disclosed in the period in which the change is adopted.

Note 31

As per information given to us there were no amount overdue and remaining outstanding to small scale and /or ancillary Industrial suppliers on account of principal and /or interest as at the close of the year. Based on the information available with company, there are no dues outstanding to Micro and Small Enterprises as defined under Micro, Small and Medium Enterprises Development Act, 2006 for more than 45 days as at March 31, 2026

Note 32

In accordance with SA-710 Comparative Information - Corresponding Figures and Comparative Financial Statements, previous years figures have been regrouped/rearranged wherever neccesary.

Note 33

We draw attention to the fact that, Income Tax Department had Conducted Search Under Section 132 of the Income Tax Act, 1961 at the Business premises of the Company on December 09, 2025 pursuant to which cash amounting to ₹ 5,11,426 to was seized during the course of such proceedings. As on the date of releasing these Financial Statements, the Company has not received any communication regarding the tax liability from the Income-tax Department.

Note 34

(a) Relationship with Struck off companies:
The company does not have any transaction with companies struck off under section 248 of the Companies Act, 2013 or section 560 of the Companies Act, 1956 during the current year and in the previous year.

(b) The Company has not revalued its Property, Plant and Equipment during the reporting years.

(c) The Company is not declared as willful defaulter by any bank or financial institution or other lender.

(d) No Scheme of Arrangements has been approved by the Competent Authority in terms of sections 230 to 237 of the Companies Act, 2013.

(e) The Company have not traded or invested in Crypto currency during the period under review.

(f) As per best estimate of the management, no provision is required to be made in respect of any present obligation as a result of a past event that could lead to a probable outflow of resources, which would be required to settle the obligation.

(g) There are no commitments as on March 31, 2026 and March 31, 2025.

(h) The Company has not entered into any derivative instrument during the year. The Company does not have any foreign currency exposures towards receivables, payables or any other derivative instrument that have not been hedged.

(i) There are no immovable properties in the name of company.

(j) There are no intangible assets under development in the company during the year ending March 31, 2026 and March 31, 2025.

(k) No proceedings have been initiated or pending against the company for holding any benami property under the Benami Transactions (Prohibition) Act, 1988 (45 of 1988) and the rules made thereunder.

(l) Expenses in foreign currency: (If no transactions were made. And if made then currency and expense wise details has to be given)
CIF Value of Imports: NIL (Previous Year: NIL)
FOB Value of Exports: NIL (Previous Year: NIL)

(m) The company has complied with the number of layers prescribed under clause (87) of section 2 of the Act read with Companies (Restriction on number of Layers) Rules, 2017 during the year ending on March 31, 2026 and March 31, 2025.

(n) There are not any transaction which had not been recorded in the books of accounts that has been surrendered or disclosed as income during the year in the tax assessments under the Income Tax Act, 1961.

RAJIV SHAH & ASSOCIATES AHMEDABAD FRN NO. 108454W CHARTERED ACCOUNTANTS

VINOD TEXWORLDLIMITED
(EARLIER KNOWN AS VINOD TEXWORLD PRIVATE LIMITED)

NOTE NO.1 & 2

NOTES TO FINANCIAL STATEMENTS FOR THE YEAR ENDED 31/03/2026.

1. Corporate Information

VINOD TEXWORLD LIMITED is closely held Limited Company and incorporated under the provisions of Company's Act. The company is engaged in Processing of textile Fabrics.

2. Basis of Preparation of Financial Statements

The financial statements are prepared under the historical cost convention and on accrual basis, in accordance with the generally accepted accounting principles (Indian GAAP) and the provisions of the Companies Act, 2013. The company has prepared these financial statements to comply in all material respects with the accounting standards notified under section 133 of the Company Act, 2013, read together with paragraph 7m of the Companies (Account) Rules 2014.

The accounting policies adopted in the preparation of financial statements are consistent with those of previous year.

2.1 SUMMARY OF SIGNIFICANT ACCOUNTING POLICIES

a. Basis of Preparation of Financial Statements

The financial statements are prepared under the historical cost convention, in accordance with the generally accepted accounting principles in India and the provisions of the Companies Act, 2013.

b. Use of Estimates

The preparation of financial statements requires estimates and assumptions to be made that affect the reported amount of assets and liabilities on the date of the financial statements and the reported amount of revenues and expenses during the reporting period. Difference between the actual results and estimates are recognized in the period in which the results are known/ materialized.

c. Tangible Fixed Assets and Capital Work In Progress

Tangible Fixed Assets are stated at cost of acquisition / construction less accumulated depreciation, amortization and impairment loss (if any). Cost comprises of purchase price, import duties and other non-refundable taxes or levies and any directly attributable cost to bring the assets ready for their intended use. Direct expenses, as well as pro rata identifiable indirect expenses on projects during the year of construction are capitalized. Only expenditures that increase the future economic benefits from the existing asset beyond its previously assessed standard of performance is included in the gross book value, e.g., an increase in capacity. The cost of an addition or extension to an existing asset which is of a capital nature and which becomes an integral part of the existing asset

RAJIV SHAH & ASSOCIATES AHMEDABAD FRN NO. 103454W CHARTERED ACCOUNTANTS

is added to its gross book value. Any addition or extension, which has a separate identity and is capable of being used after the existing asset is disposed off, is accounted for separately. The fixed assets retired from active use are stated at net book value or net realizable value, whichever is lower. The loss arising due to write-down is recognized in the statement of profit and loss. An item of fixed asset is eliminated from the financial statements on disposal. Gains or losses arising on disposal are recognized in the statement of profit and loss.

Capital Work In progresses stated at cost less impairment losses if any, cost comprises of expenditures incurred in respect of capital projects under development and includes any attributable/allocable cost and other incidental expenses.

d. Depreciation on Fixed Assets

Depreciation on all fixed assets is provided on WDV (Written Down Value Method) basis at the rates and in the manner prescribed in Schedule II to the Companies Act, 2013.

e. Investments

Current investments are carried at Lower of cost value or Fair Market Value.
Long Term Investments are stated at cost less provision for diminution other than temporary.

f. Inventories

Items of inventories are measured at lower of cost and net realizable value after providing for obsolescence, if any. Cost of inventories comprises of cost of purchase and all costs incurred in bringing them to their respective present location and condition.

Cost has been determined as under:

1. Raw Material = At cost
2. Finished Goods = At Cost or Net Realizable Value whichever is Lower.
3. Stock in process= Raw material cost + proportionate conversion cost
4. Packing Material = At purchased cost + Any cost incurred for bringing the inventory at present location and condition.
5. Other Consumables (Including Coal And Store and Spare Parts) = At purchased cost + Any cost incurred for bringing the inventory at present location and condition



g. Revenue Recognition

Revenue is recognized only when it can be reliably measured and it is reasonable to expect ultimate collection. Turnover includes sale of goods net of all the taxes.

Interest income is recognized on time proportion basis taking into account the amount outstanding and rate applicable.

Sale of Goods: Revenue from the sale of goods is recognized when the goods are delivered and the titles have passed, at which time all the following conditions are satisfied:

- The company has transferred to the buyer the significant risks and rewards of the ownership of the goods;
- The company retains neither continuing managerial involvement to degree usually associated with ownership nor effective control over the goods sold;
- The amount of revenue can be measured reliably;
- It is probable that the economic benefits associated with the transaction will flow to the company; and the costs incurred or to be incurred in respect of the transaction can be measured reliably

Interest Income:

Interest income is accrued on a time basis, by reference to the principle outstanding and at the effective interest rate applicable.

Government Grant:

Government Grant means assistance by government in cash or kind for past or future compliance of certain conditions but does not include grants which cannot be reasonably measured or transactions with government which cannot be distinguished from normal trading transactions of an enterprise. Grant received as a interest subsidy being a revenue grant is deducted from the interest expenses in Profit & Loss Statement. These grants are recognized only where a certainty exists for the fulfillment of conditions and ultimate.

h. Net Profit or Loss for the period, Prior Period Items:

Net Profit or Loss for the period: All items of income and expense which are recognized in a period should be included in the determination of net profit or loss for the period unless an accounting standard requires or permits.
Net Profit or Loss for the period comprises following components:

1. Profit or loss from ordinary activities
2. Extraordinary Items
3. Exceptional Items

Prior Period Items: Prior period items are income or expenses which arise in current period as a result of errors or omissions in the preparation of financial statement of one or more prior periods.

The nature and amount of prior period items should be separately disclosed in the statement of profit and loss in the manner that their impact on current profit or loss can be perceived.

RAJIV SHAH & ASSOCIATES AHMEDABAD FRN NO. 106454W CHARTERED ACCOUNTANTS

i. Employee Benefits

- Details of Employee Benefits as required by the AS-15 "Employee Benefits" are given below:

- **Short-Term Employee Benefits:**
  The undiscounted amount of short-term employee benefits expected to be paid in Exchange for the services rendered by employees is recognized as an expense during the period when the employees render the services.

- **Post-Employee Benefits:**

  1. Defined Contribution Plans:
  The Company recognizes contribution payable to the provident fund scheme as an expense, when an employee renders the related service. The measurement of the contribution is done as Provident Fund and Miscellaneous Act, 1952.

(Rs.In Lakhs)

Particulars	For the year ended 31st March,2026	For the year ended 31st March,2025
Contribution to Provident Fund	1.84	1.67
Employee State Insurance Scheme	1.59	1.75

2. Defined Benefit Plan

The Company has defined gratuity plan where every employee who has completed at least 5 year of service is eligible for gratuity on retirement or termination of employment whichever is earlier, at 15 days Basic salary for each year of service subject to a Maximum of Rs. 20,00,000/-The formula to calculate day's salary is 15/26 (monthly salary).The gratuity liability amount is not contributed to any approved gratuity fund formed exclusively for gratuity payment to the employees. The liability in respect of gratuity and other post-employment benefits is calculated using the Projected Unit Credit Method and spread over the period during which the benefit is expected to be derived from employees' services.



2.1. Expense recognized in Profit and loss Account

Particulars	For the year ended 31st March,2026	For the year ended 31st March,2025
Current Service Cost	8,19,074	10,13,140
Net Interest Cost	2,81,226	1,85,778
Actuarial (Gains)/Losses	(17,57,321)	(2,01,505)
Past Service Cost - Non-Vested Benefit Recognized During the Period	-	-
Past Service Cost - Vested Benefit Recognized During the Period	-	-
(Gains)/Losses on Curtailments And Settlements	-	-
Net Effect of Changes in Foreign Exchange Rates	-	-
Change in Asset Ceiling	-	-
Expenses Recognized in the Statement of Profit or Loss	(6,57,021)	9,97,413

2.2. Assumptions taken for defined Benefit Obligation

Particulars	For the year ended 31st March,2026	For the year ended 31st March,2025
Discount Rate	7.50%	6.75%
Salary Escalation Rate	7.00%	7.00%
Attrition Rate	5% to 1%	5% to 1%
Mortality Rate	Indian Assured Lives Mortality (2012-14) Ult	Indian Assured Lives Mortality (2012-14) Ult
Status	Unfunded	Unfunded

2.3. Balance Sheet Reconciliation

Particulars	For the year ended 31st March,2026	For the year ended 31st March,2025
Opening Net Liability	37,49,677	27,52,264
Expense Recognized in Statement of Profit or Loss	(6,57,021)	9,97,413
Net Liability/(Asset) Transfer In	-	-
Net (Liability)/Asset Transfer Out	-	-
(Benefit Paid Directly by the Employer)	-	-
(Employer's Contribution)	-	-
Net Liability/(Asset) Recognized in the Balance Sheet	30,92,656	37,49,677

RAJIV SHAH & ASSOCIATES AHMEDABAD FRN NO. 108454W CHARTERED ACCOUNTANTS

2.4. Current & Non-Current Liability

Particulars	For the year ended 31st March,2026	For the year ended 31st March,2025
Current Liability	57,099	2,14,167
Non-Current Liability	30,35,557	35,35,510
Total	**30,92,656**	**37,49,677**

j. Borrowing Costs

Borrowing costs that are attributable to the acquisition or construction of qualifying assets are capitalized as part of the cost of such assets. A qualifying asset is one that necessarily takes substantial period of time to get ready for its intended use. All other borrowing costs are charged to Profit and Loss account.

k. Provision for Current and Deferred Tax

Provision for current tax is made after taking into consideration benefits admissible under the provisions of the Income-tax Act, 1961.

Deferred tax resulting from "timing difference" between taxable and accounting income is accounted for using the tax rates and laws that are enacted or substantively enacted as on the balance sheet date. Deferred tax asset is recognized and carried forward only to the extent that there is a virtual certainty that the asset will be realized in future.

(Rs. In Lakhs)

Particulars	2025-26	2024-25
Opening Balance Of Deferred Tax Liability	15.45	32.48
Deferred Tax Liability/ (Asset) (On Difference of Closing Balance of Fixed Assets in the Books of Account and As Per Income Tax)	87.56	24.89
Deferred Tax Asset (On Gratuity Provision)	17.22	9.44
Deferred Tax Asset (On Bonus Provision)	0.94	-
Gross Deferred Tax (Liability)	69.40	15.45
Gross Deferred Tax Asset		
Net Deferred Tax (Asset)/Liability	53.95	(17.03)

l. Provisions

Provisions involving substantial degree of estimation in measurement are recognized when there is a present obligation as a result of past events and it is probable that there will be an outflow of resources will be required to settle the obligation and a reliable estimate can be made. Provisions are not discounted to its present value and are determined based on best estimate required to settle the obligation at the Balance sheet date. These are reviewed at each reporting date and adjusted to reflect the current best estimates.



M. Contingent Liability:

The company has provided corporate guarantee to Vinod Cotfab Private limited of Rs. 1,733.00 Lakhs and The Company has a financial bank guarantee Rs 99.25 Lakhs Under as follow.

SR.NO	B.G.NO	TYPE OF GUARANTEE	B.G AMOUNT	BENIFICIARY NAME	DUE DATE
1.	0399325BG0Y00070	FINANCIAL B.G	12,00,000	Gujarat Energy Transmission Corporation Ltd.	01-09-2026
2.	0505420BG0000831	FINANCIAL B.G	59,64,000	Torrent Power	16-09-2026
3	0505424BGO001170	FINANCIAL B.G	6,00,000	Gujarat Energy Transmission Corporation Ltd.	27-07-2027
4	0442NDSG00006926	FINANCIAL B.G	17,20,800	Gujarat Energy Transmission Corporation Ltd.	13-11-2028
5	0399326BG0Y00079	FINANCIAL B.G	4,40,350	Adani Total Gas Limited	31-03-2027

Tax Proceedings involving the company

Total tax demand outstanding against the company as on the reporting date is as under :

Tax Deducting at source (TDS)

Sr. No	Particulars	Total Default(in Rs.)
1.	F.Y.: 2013-14	6,380
2.	F.Y.: 2014-15	17,680
3.	F.Y.: 2015-16	53,510
4.	F.Y.: 2016-17	28,390
5.	F.Y.: 2017-18	250
6.	F.Y.: 2018-19	2,690
7.	F.Y.: 2024-25	3,150
Total		1,12,050

RAJIV SHAH & ASSOCIATES AHMEDABAD FRN NO. 104545W CHARTERED ACCOUNTANTS

Indirect Tax :

Sr no	Financial year	Demand Id	IGST	CGST	SGST	CESS	TOTAL
1	2014-15	ZD241121002125E	-	-	10,000	-	10,000
2	2015-16	ZD241121002133H	-	-	10,000	-	10,000
3	2020-21	ZD240125016606R	-	11,11,824	11,11,824	-	22,23,648

N. Earnings per Share

The basic and diluted Earnings per share are computed by dividing the profit after tax for the year by the weighted average no. of equity shares outstanding during the year.

(Rs. In Lakhs)

Particulars	2025-26	2024-25
Net Profit for the period attributable to equity shareholders	1072.13	935.84
Weighted average number of equity Shares outstanding	1,16,01,200	1,16,01,200
Basic earnings per share (Face value of Rs.10 each) (Rs)	9.24	8.07
Weighted average number of equity Shares (incl. dilutive) outstanding	1,16,01,200	1,16,01,200
Diluted earnings per share (Face value of Rs.10 each) (Rs)	9.24	8.07

O. Payment to Statutory Auditors

(Rs. In Lakhs)

Particulars	2025-26	2024-25
Statutory Audit Fees	1.00	0.50
Other Fees	-	0.32

P. Cash Flow Statements

Cash Flows are reported using the indirect method, whereby profit/ (loss) before extraordinary items and tax is adjusted for the effects of transactions of non -cash nature and any deferrals or accruals of past or future cash receipts or payments. The cash flows from operating, investing and financing activities of the company are segregated based on the available information.



Q. Cash & Cash Equivalent

Cash and cash equivalents for the purpose of cash flow statement comprise cash at bank and in hand and short-term investments with an original maturity of three months or less.

For and on Behalf of
VINOD TEXWORLD LIMITED

For, Vinod Texworld Limited For, Vinod Texworld Limited

Director Director

(Director) (Director)
Yash Mittal Harsh Mittal
DIN:02294797 DIN: 02333392

For and on Behalf of
Rajiv Shah and Associates
Chartered Accountants

Rajiv Shah (Partner)
M.No.: 043261
FRN: 108454W
UDIN: 26043261FSIRQQ6248

Date: 17-07-2026
Place: Ahmedabad